DRC
PZ25-12000018
08/19/2026

GENERAL NOTES

1. Landscape Contractor is responsible for verifying locations of all underground and overhead utilities and easements prior to commencing work. All Utility companies and/or the General Contractor shall be notified to verify utility locations prior to digging. Utility trenching is to be coordinated with the Landscape plans prior to beginning of project. The Owner or Landscape Architect shall not be responsible for damage to utility or irrigation lines.
2. Landscape Contractor shall examine the site and become familiar with conditions affecting the installation prior to submitting bids. Failure to do so shall not be considered cause for change orders.
3. Landscape Contractor is responsible for verifying all plant quantities prior to bidding and within (7) seven calendar days of receipt of these plans shall notify the Landscape Architect in writing of any and all discrepancies. In case of discrepancies planting plans shall take precedence over plant list.
4. No substitutions are to be made without prior consent of the Landscape Architect. Plant material supply is the responsibility of the Landscape Contractor, and he/she shall take steps to insure availability at time of planting.
5. All plant material shall meet or exceed the size on the plant list. In all cases meeting the height and the spread specifications shall take precedence over container size.
6. All planted areas to be outfitted with automatic irrigation system providing 100% coverage and 50% overlap. A rain sensor must be part of the irrigation system.
7. Landscape Contractor shall be responsible for providing temporary hand watering to all proposed & landscape areas, during construction.
8. The Landscape Contractor is responsible for coordinating tree and palm removals and transplants shown on the Tree/Palm Disposition Plan. The Landscape Contractor is to remove and discard from site existing unwanted trees, palms, shrubs, groundcovers, sod and weeds within landscape areas.
9. All permitting and fees to be the responsibility of the Contractor.

PLANTING NOTES

1. Landscape Contractor shall furnish and install all trees, palms, shrubs, groundcover, sod, planting soil, herbicide, preemergence herbicide, seed, and mulch. Landscape Contractor to provide Landscape Architect with at least 5 days notice prior to tree installation.
2. Landscape Contractor shall guarantee all plant material for a period of one year from the day of final acceptance by the Landscape Architect.
3. All plant material shall be Florida #1 or better, as defined in the Grades and Standards for Nursery Plants, Part I and II by the State of Florida Department of Agriculture.
4. Landscape Contractor is responsible for scheduling a nursery visit for Landscape Architect to approve all trees, palms and shrubs prior to delivery to the project site.
5. Landscape Contractor shall coordinate his work with that of the Irrigation and Landscape Lighting Contractor.
6. The Landscape Contractor shall treat planted areas with preemergence herbicide after weeds and grass have been removed. Landscape Contractor shall apply pre emergent herbicide per manufacturer's recommendation, wait period prior to planting as specified. Planting soil mix/backfill shall be clean and free of construction debris, weeds, rock and noxious pests and disease.
7. All soil mix in plant beds for ground covers, shrubs, palms and trees shall be as per details. All other areas shall be dressed with a minimum of 4" topsoil "if required".
8. All planting areas and planting pits shall be tested for sufficient percolation prior to final planting and irrigation installation to ensure proper drainage. Plant beds in parking lots and in areas compacted by heavy equipment shall be de-compacted so that drainage is not impeded.
9. All synthetic burlap, string, cords or wire baskets shall be removed before trees are planted, without breaking the soil ball. All synthetic tape shall be removed from branches and trunks prior to final acceptance. The top 1/3 of natural burlap shall be removed, after the tree is set in the planting hole and before the tree is backfilled. Landscape Contractor is to check for root defects including deep planting in the root ball and circling roots, trees with root problems will not be accepted.
10. Landscape Contractor is responsible for mulching all plant beds and planters with a minimum 3" layer of natural color Eucalyptus or Enviromulch immediately after planting. In no case shall Cypress mulch be used.
11. All Trees/Palms in sod areas are to receive a 48" diameter mulched saucer at the base of the trunk respectively.
12. Landscape Contractor shall guy and stake all trees and palms as per specifications and details. No nails, screws or wiring shall penetrate the outer surface of trees and palms. All guying and staking shall be removed twelve months after planting.
13. All palm and tree guy wires and bracing are to be flagged for visibility, for their duration. All unattended and unplanted tree pits shall be properly barricaded and flagged during construction.
14. All broken branches and clear trunk branches on street trees are to be pruned according to ANSI A - 300 Guidelines for Tree Pruning to min. 5' - 0" height clearance to the base of canopy.
15. Landscape Contractor shall fertilize plant material as needed to support optimum healthy plant growth. All fertilization shall be performed in compliance with the latest ANSI A300 (Part 2) Standards.
16. Stake all trees and palms for approval by Landscape Architect prior to installation.
17. Any sod areas damaged by construction are to be replaced with St. Augustine 'Floratam' sod.
18. All areas within limits of work not covered by walks, buildings, playground, and/or any other hardscape feature shall be sodded with St. Augustine 'Floratam' sod.
19. St. Augustine 'Floratam' - Contractor's responsibility to verify quantity.
20. Install rootbarrier as per manufacturer's recommendation on all large trees that are 6' or closer to any pavement or building, as shown on details page.
21. Root barrier shall be Vespro Inc. or approved equal.

- Visibility and unobstructed working space must be maintained from fire apparatus access routes to fire protection and life safety appliances/equipment. The only landscaping should be grass or mulch no plants or shrubs. These include but not limited to: Fire hydrants, fire department connections (FDC), post indicating valves (PIV), fire sprinkler risers, fire alarm control panels and electrical room locations require a minimum 36-inch clearance path to and on all sides. Fire hydrants require 36-inch clear space each side and rear with a 60-inch wide clear access from the fire apparatus access to fire hydrant. (NFPA 1-2021 Ch. 18 Sec. 18.5.7).
- Plant spacing shall supersede plant quantity to fill the landscape bed.
- All trees designated as single trunk shall have a single, relatively straight, dominant leader, proper structural branching and even branch distribution. Trees with bark inclusion, tipped branches, and co-dominant trunks will not be accepted. Trees with girdling, intact leader circling and/or plunging roots will be rejected.
- All road rock, concrete, asphalt and other non natural material be removed from all planting areas prior to landscape installation and be replaced with planting soil prior to landscape installation.

1 Tree/Palm General Planting Notes
SCALE: N.T.S.

TREE AND PALM TRANSPLANTING NOTES:

As per code section 155.5204.D.2, provide the following notes on the tree relocation plan:

a. Tree relocation activities shall not unnecessarily damage any other tree to remain on the property.
b. Any tree being relocated shall not be unnecessarily damaged during its removal, transport, or replanting.
c. Before transplanting, a relocated tree shall be root pruned and may be canopy pruned in accordance with sound arboricultural standards.

1.Certified arborist is to be hired to supervise and direct all phases of transplanting trees and palms.
2.Trees to be relocated shall be root pruned a minimum of eight weeks prior to transplanting. Landscape Contractor shall maintain transplanted materials during construction period by watering, weeding, mowing, spraying, fertilizing, and pruning .
3.Landscape Contractor is responsible for verifying locations of all underground and overhead utilities and easements prior to commencing work. All Utility companies and/or the General Contractor shall be notified to verify utility locations prior to digging. Utility trenching is to be coordinated with the Landscape prior to beginning of project. The Owner and Landscape Architect shall not be responsible for damage to utility or irrigation lines.
4.The Landscape Contractor shall comply with all local and State codes and shall be responsible for obtaining all applicable permits.
5.Landscape Contractor shall regularly inspect the relocated materials to ensure compliance with standard horticultural practices.
6.The Landscape Contractor is responsible for guaranteeing the transplanted trees and palms for a period of one year. At the time of final inspection all transplanted trees and palms that are not in a healthy growing condition shall be replaced by the Landscape Contractor.
7.Root Pruning and Transplanting Operations: The Landscape Contractor shall take all precautions to minimize shock of root pruning and transplanting in accordance with standard arboriculture procedures including:

A. The diameter of the root-pruning or transplanting circle shall be at a distance away from the trunk equal to 12 times each inch of trunk diameter at breast height.
B. All small roots shall be cleanly cut with a sharp spade, a clean saw or chainsaw depending on the size of the root.
C. Trees shall not be pruned at transplanting to compensate for root loss. Any trimming required shall be as per the International Society of Arboriculture Trimming Standards.
D. For all palms except Sabal palmetto, the lower fronds shall be pruned leaving 9-11 fronds that can be tied without an extensive amount of weight that may damage the heart of the palm. The Sabal palmetto shall be have all fronds cut without damaging the bud.
E. After root pruning trees, backfill roots to original existing grade with existing soil free of any deleterious material to root growth.
F. Provide a minimum of 3" mulch over backfill area to prevent weed growth, conserve moisture and prevent evaporation. Keep mulch 6" away from the trunk.
G. Provide tree protection as per Tree Protection Detail to ensure that the tree or root system is not damaged during the root-pruning period.
H. After root pruning, during root regeneration period trees shall be watered as per standard horticultural practices.
I. Immediately prior to transplanting tie the branches of the tree up to avoid damage.
J. The root ball shall be wrapped with burlap to protect the soil around the roots and protect the roots from drying out at time of moving from the hole.
K. Finish cutting of root ball for transplanting.
L. Transplanting must occur within 24 hours after being dug for relocation. Trees/Palms should be kept in shade and the canopy kept moist.
M. Digging and preparation of the new hole for the transplant shall be done prior to removing the tree from the existing location.
N. The depth of the new hole shall be minimum equal to the depth of the root ball and the width shall be minimum equal to three times the width of the root ball. The Landscape Contractor is to verify that all new holes have appropriate percolation. Landscape Contractor is to report to the Landscape Architect if water percolation does not meet requirements for healthy plant growth.
O. Trees and palms shall be lifted from the ground with heavy equipment designed specifically for tree relocation so that the trunk and crown is not impacted and damaged by the equipment.
P. The slings used to lift the trees and heavy weight palms shall be non-binding nylon type slings that are wrapped under the root ball to support the weight of tree or heavy palm. Slings shall not be solely wrapped around the trunk of the tree that can cause damage, girdling and result in decline and death of the tree.
Q. The slings used to lift the lighter weight palms shall be non-binding nylon type slings that are wrapped around the trunk to support the weight of the palm. Padding the sling may be necessary so that the trunk or "boots" are not damaged,
R. Trees shall be planted 2"max. higher than their original planting level prior to relocation. Palms shall be planted at the same elevation prior to relocation. The tree and palm shall be centrally positioned in the planting hole and set straight, plumb or normal to the growth pattern prior to transplanting.
S. The trees and palms shall be backfilled with existing soil **free of deleterious material to plant growth.**
T. Trees and palms shall be deep root watered to eliminate air pockets in the backfill mix prior to mulching.
U. A 6" saucer shall be created around the edge of the plant pit to help hold water, see planting detail for additional information.
V. Provide a minimum of 3" layer of mulch over saucer and backfill area outside saucer to prevent the weed growth, conserve moisture, and prevent evaporation. Keep mulch 6" away from the trunk.
W. Install tree and palm bracing as per attached details, to ensure stability of tree and palm during time period prior to and after transplanting, stake trees and palms after transplanting only is required to keep them stable.
X. Over the guarantee period the Landscape Contractor is responsible for resetting any trees/palms that are not vertical when caused by winds less than 75 MPH.
Y. After transplanting trees and palms, the Landscape Contractor shall be responsible for obtaining water and watering to maintain soil moisture during the guarantee period at a minimum of: First Month- daily; Second Month - 3 times per week; Third and Fourth Months - 2 times per week; Last Eight Months -1 time per week. For trees over 4" in caliper at the time of planting, the schedule should be: First 6 weeks - daily, from 1.5 months to 6 months-3 times per week, last 6 months - 1 time per week.

2 Existing Tree & Palm Transplanting Notes
SCALE: N.T.S.

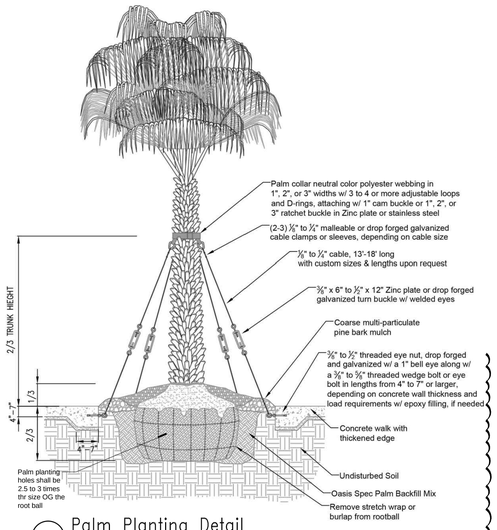

3 Palm Planting Detail
SCALE: N.T.S.

Notes:
- All planting areas and planting pits shall be tested for sufficient percolation prior to final planting and irrigation installation to ensure sufficient drainage. Plant beds in parking lots and in areas compacted by heavy equipment shall be de - compacted so that drainage is not impeded.
- Top of rootball at finished grade.

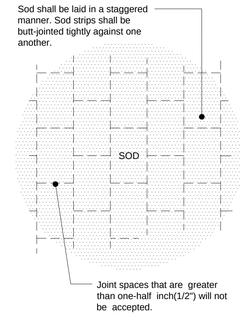

5 Sod Planting Detail
SCALE: N.T.S.

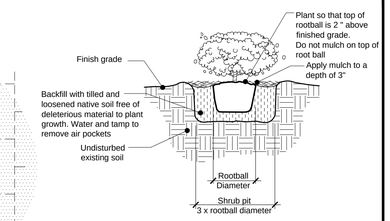

6 Shrubs Planting Detail
SCALE: N.T.S.

Notes:
- Spacing diagram refers to all planting unless noted otherwise
- L= Spacing as called for in planting plan and plant list

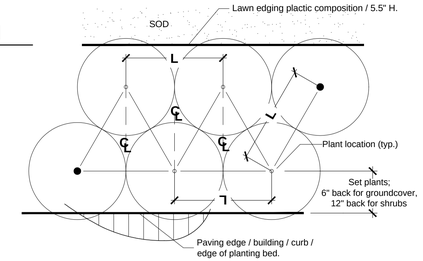

7 Shrubs Planting Detail
SCALE: N.T.S.

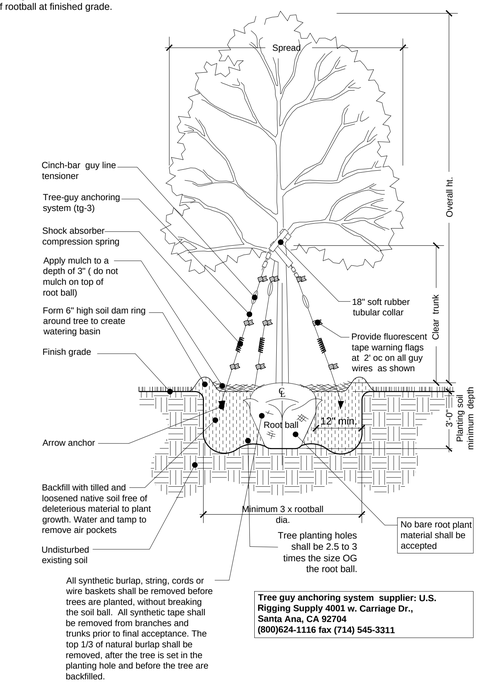

3 Tree Planting Detail
SCALE: N.T.S.

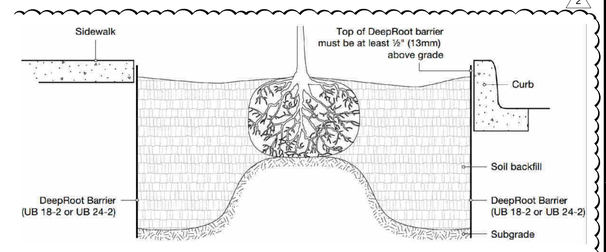

NOTE:
Root Barrier shall be in hard plastic at least 24 inches in depth in all areas bordering hardscapes or utilities.

8 Root barrier detail
SCALE: N.T.S.

NOTE:
- Irrigation system shall provide 100% coverage with 50% overlap
- Penalties would be incurred by the contractor for damages to the existing trees on site from the contractor, the subcontractors, or employees. Any encroachment within the tree protection zone, failure to maintain the tree protection zone, or any damage to the tree(s) or critical root zones will result in mitigation. The cause of damages would include, but not be limited to, storage of materials, placing fill or debris, disposal of paint or solvents, parking of machines under trees or tree protection zone encroachment. An example of this would be; Violations of this will result in a fine of $1000.00 for the first offense, $1500.00 for the second, and $2000.00 for the third, etc. If physical damage is done to the tree, an appraisal of the damages and related fees will be determined by an ASCA Registered Consulting Arborist, and be based on all, or a percentage of, the established value assigned to the tree.
- The root ball will be shaved at the periphery to remove all circling roots for containerized trees
- Planting soil shall be a manufactured soil mix designed to replicate native soil conditions of Pompano Beach, Florida.

Soil Mix Composition
- The planting soil shall consist of:
- Seventy percent (70%) native or sandy mineral soil.
- Thirty to forty percent (30 - 40 percent) organic matter (compost, mulch, or other City-approved organic amendment).
- Requirements
- Soil mix shall be free of construction debris, toxic substances, and invasive plant material.
- Excessively organic or water-retentive mixes are not acceptable.
- Final soil mix shall be subject to review and approval by the City of Pompano Beach prior to installation.

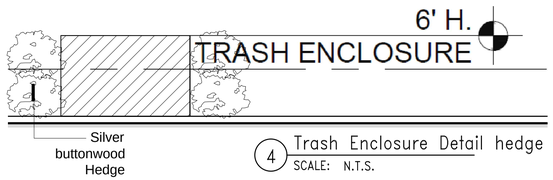

4 Trash Enclosure Detail hedge
SCALE: N.T.S.

CITY STAMPS

REV# / DESCRIPTION	DATE
#2 City Comments	10-03-25

This drawing, as an instrument of service, is and shall remain the property of the Architect and shall not be reproduced, published or used in any way without the permission of the Architect

WAREHOUSE
1441 S.W. 29th Avenue, Pompano Beach, Florida 33069
2900 Gateway Drive, Pompano Beach, Florida 33069

SEAL

FELIPE A. MARTINEZ
11329 NW 55 Lane
Doral, FL. 331178
954 240 3305
PE# 68402

ALL LANDSCAPE DATA INC
DERICK LANGEL
Landscape Architect LA666705
www.alllandscapedata.net & .com
4459 NW 97 CT / Doral, FL 33178
Ph: 305.303.7059

Digitally signed by DERICK LANGEL
Date: 2025.10.07 12:36:05-04'00'

DATE: 10-03-2025
SCALE: AS NOTED
DRAWN BY: ALD
DRAWING # LANDSCAPE NOTES &DETAILS L-03

TO THE BEST OF THE ARCHITECT'S OR ENGINEER'S KNOWLEDGE, THESE PLANS AND SPECIFICATIONS COMPLY WITH THE APPLICABLE MINIMUM CODES AND THE APPLICABLE FIRE-SAFETY STANDARDS AS DETERMINED BY THE LOCAL AUTHORITY IN ACCORDANCE WITH F.B.C. SECTION 109 AND CHAPTER 633, FLORIDA STATUES.